



The Watchmaker

Purple
Phase
Book 2

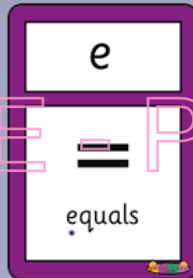



By Ellie Crawshaw-Prince and illustrated by David Tomkins



There are no new graphemes to introduce.

However, in this set of books you may need to use an alternative pronunciation, rather than the sounds you have already met.




*This pronunciation is dependent on region and accent.

The background is a dark blue gradient, transitioning from a lighter blue at the top to a darker blue at the bottom. It is decorated with numerous small white stars and three larger yellow stars. The text "SAMPLE - Pip and Pap Phonics" is centered horizontally and rendered in a pink, outlined font. A yellow star is positioned behind the letter 'i' in the word "Pip".

SAMPLE - Pip and Pap Phonics

It is time for school!
The twins, Tisp and Min get on the school bus.



Dad waves them off.

Dad is at home today.
He has a big list of jobs to complete!

There are lots
of items on
my to do list
today!

To do
Wash up
Washing
Hoover

SAMPLE - Pip and Pap Phonics

The twins had bagels.
They have made a big mess!

I will scold Pip and
Pap when they get
back! They should be
more mindful!

Dad puts on his apron and washes up the dishes and kitchen utensils.
He puts out some tulips.

I can cross
washing up
off my to do
list now!

SAMPLE - Pip and Pap Phonics

Dad hoovers the carpets.
Tisp has left lots of toys out!



Dad puts them back in the box.
His watch slips off.

Dad picks up the socks and puts them in the washing basket.
Oh no! Dad stands on his watch!

The glass has broken! I will
put it in the
washing basket
for safe keeping.

SAMPLE - Pip and Pop Phonics


Dad puts the socks in the wash.
He is not looking at what he is doing.

SAMPLE: Pip and Pop Phonics

No! My
brown and
gold watch!

His watch is in with the washing!

Dad has to wait for the washing to finish until he can get the watch!



In the afternoon, Dad wanders into town and tries to find the local watchmakers.

Watchmakers


Utensils

Musical Instrument Shop

I hope the watchmakers is open!

Mind out of the way! I am skating fast behind you!

Inside the shop is Tix, the watchmaker!
Dad asks Tix to look at his watch.



Can you fix my watch?
I don't want to get a new one. It belonged to my father. It is quite old.

Tix puts on his glasses.

Tix fixes Dad's gold and brown watch.
Dad takes out his wallet and pays Tix.


Good as new!
I have reset
both hands
and repaired
the glass.

How kind. You
have been super
helpful! How can
I ever repay you?

SAMPLE - Pip and Pop Phonics

Parent and child activity

In this story, Dad breaks his watch when doing the housework! Tix the watchmaker fixes his watch for him.



Dad wrote a to-do list of jobs that he had to complete whilst the children were at school!
Could you help with any jobs around the house? Perhaps you could help to write a to-do list of things that need to be done?

There are lots of shops and services in the alien town.
Could you make a list of shops and services near to you? What do the shops sell? How do the services help people?

You earned **1** alien.

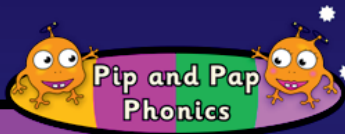
SAMPLE - Pip and Pap Phonics



The background is a dark blue gradient, transitioning from a lighter blue at the top to a darker blue at the bottom. It is decorated with numerous small white stars and three larger yellow stars. The yellow stars are located in the upper left, middle right, and center of the image. The text "SAMPLE - Pip and Pap Phonics" is written in a pink, outlined font across the middle of the image. A yellow star is positioned behind the letter 'i' in the word "Pip".

SAMPLE - Pip and Pap Phonics

The Watchmaker



There are no new graphemes to introduce. However, in this set of books you may need to use an alternative pronunciation, rather than the sounds you have already met.

Alternative a

Alternative e

Alternative i

Alternative o

Alternative u

To find out more about Pip and Pap Phonics and the resources available, contact:

pipandpap@holyfamilylive.net