




New Trainers

Green
Phase

Book 14




By Ellie Crawshaw-Prince and illustrated by David Tomkins




These are the new phonic sounds you will meet in this set of books.

Remember, some of these sounds will appear as capital letters if they are used in names or to start sentences.

Recap the sounds before starting the story.



 wheel

wh

^{A-Z} alphabet

ph

 brew
 news

ew

 toes

oe

 haunted

au

 key


ey

SAMPLE - Pip and Papp Phonics




There are some words that cannot be fully sounded out and decoded yet.
We call these 'Earth Words'!

Some of these words will start with capital letters if they are used to start sentences.



SAMPLE - Pip and Pap Phonics

It is a hot day in August. Pock needs to go into town. He will go by bus.



I like chewing gum!

Pock chews gum as he waits at the bus stop.

Pock gets to town. He finishes his chewing gum and goes to drop it in the bin. He misses!

We sell whisks!



Kitchen tools



We sell whisks!

Pock!
Your
gum!

Whoops!

The gum drops onto the ground!

Pock goes into the sports shop.
Lew is the shop assistant.





She asks Pock if he needs help.

Low tells Pock that she will check to see what is in stock.



I will check to see what we have in stock.

Low brings out a pair of bright green trainers for Pock.



Here you go!
Brand new trainers!

**Pock is not sure that the green trainers fit.
He tells Lew to bring out a bigger pair.**

Sally, Pip and Pop Physics

**They hurt my toes!
I think that my feet
grew last year!**

**I will go
and get a
bigger pair.**

Low brings out a new pair of trainers.
Pock tries them on.

SAMPLE Pip and Pop Phonics

They are far too
big!
I feel like an
elephant in them!


They are too big!



Can I see a different pair?

I will see what we have at the back of the shop.

**Lew brings out a few pairs of trainers for Pock.
Pock tries on a red pair with graphics on.**



**Which pair
do you
like?**

**I am not
sure.**

**He tries on a blue pair of trainers.
He tries on a silver pair too!**

Pock has tried on all of the trainers in the shop but he cannot pick a pair!

SAMPLE Phonics

Gosh!

My feet whiff! I
will come back
next week.

Pock saunters back to the bus stop.
He stands in some chewing gum! Yuck!

We sell whisks!



Kitchen tools



We sell whisks!

SAMPLE - Pip and Pap Phonics

SQUELCH!

Humph!

Pock goes back to the sports shop.
He needs new trainers, today!




Sports Shop

We sell hockey sticks!


Sports Shop



Whoops!
My key fell
on the
ground!



Oh dear! The shop is shut!
Lew has left!



Sports Shop

We sell hockey sticks!



Sports Shop



SAMPLE - Pip and Pop Phonics

No!

Pock will have to wait for his new trainers!

Parent and child activity

In this story, Pock goes to buy some new trainers! He ruins his old trainers by stepping in chewing gum!



What size are your feet? Do you know?
Do your trainers have laces? Or does a member
of your family have a pair of shoes with laces?
Perhaps someone at home could help to teach
you how to tie shoelaces!

There is a moral to this story! Pock should not have dropped litter! Why is it important not to litter? Talk about this together as a family.

You earned 1 alien.

SAMPLE - Pip and Pap Phonics



The background is a dark blue gradient, speckled with numerous small white stars and three larger yellow stars. The yellow stars are located in the upper left, middle right, and center of the image. The text is centered horizontally and vertically.

SAMPLE - Pip and Pap Phonics

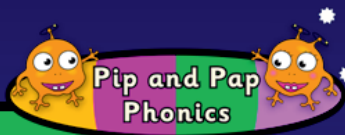
The background is a dark blue gradient, transitioning from a lighter blue at the top to a darker blue at the bottom. It is decorated with numerous small white stars and three larger yellow stars. The yellow stars are located in the upper left, middle right, and center of the image. The white stars are scattered throughout the background.

SAMPLE - Pip and Pap Phonics

The background is a dark blue gradient, transitioning from a lighter blue at the top to a darker blue at the bottom. It is decorated with numerous small white stars and three larger yellow stars. The yellow stars are located in the upper left, middle right, and center of the image. The white stars are scattered throughout the background.

SAMPLE - Pip and Pap Phonics

New Trainers



New sounds in this set of books

wh ph ew oe au ey

SAMPLE - Pip and Pap Phonics



Earth Words in this set of books

today, your, by, here,

where, school, house

To find out more about Pip and Pap Phonics and the resources available, contact:

pipandpap@holyfamilylive.net